



QUARTERLY REPORT OF REVENUE AND OTHER RECEIPTS
As at the Quarter Ending September 30, 2025

Department : State Universities and Colleges (SUCs)
Agency/Entity : Iloilo Science and Technology University
Operating Unit : < not applicable >
Organization Code (UACS) : 08 067 0000000
Fund Cluster : 05 - Internally Generated Funds


Classification/Sources of Revenue and Other Receipts	UACS CODE	REVENUE TARGET (Annual) per BESF	Actual Revenue and Other Receipts Collections					Cumulative Remittance/Deposits to Date			Variance		Remarks
			1st Quarter Ending March 31	2nd Quarter Ending June 30	3rd Quarter Ending September 30	4th Quarter Ending December 31	Total	Remittance to BTr	Deposited with AGDB	Total	Amount	%	
1	2	3	4	5	6	7	8=(4+5+6+7)	9	10	11=(9+10)	12=(8-3)	13=(12/3)	14
Internally Generated Funds		274,377,000.00	121,058,357.95	134,314,262.20	6,320,842.15	0.00	261,693,462.30	0.00	261,672,461.50	261,672,461.50	(12,683,537.70)	-5 %	
Revenue Collections		274,377,000.00	121,058,357.95	134,314,262.20	6,320,842.15	0.00	261,693,462.30	0.00	261,672,461.50	261,672,461.50	(12,683,537.70)	-5 %	
Cash Revenue		274,377,000.00	121,058,357.95	134,314,262.20	6,320,842.15	0.00	261,693,462.30	0.00	261,672,461.50	261,672,461.50	(12,683,537.70)	-5 %	
Non-Tax		274,377,000.00	121,058,357.95	134,314,262.20	6,320,842.15	0.00	261,693,462.30	0.00	261,672,461.50	261,672,461.50	(12,683,537.70)	-5 %	
Registration Fees	4020102000	6,050,000.00	4,862,495.94	5,803,090.00	83,825.00	0.00	10,749,410.94	0.00	10,749,410.94	10,749,410.94	4,699,410.94	78 %	
Certification Fees	4020104002	1,891,000.00	438,912.51	490,895.76	414,792.80	0.00	1,344,601.07	0.00	1,344,600.27	1,344,600.27	(546,398.93)	-29 %	
Tuition Fees	4020201001	126,415,000.00	51,150,246.28	57,589,489.12	2,875,696.52	0.00	111,615,431.92	0.00	111,615,431.92	111,615,431.92	(14,799,568.08)	-12 %	
Income Collected from Students	4020201002	128,623,000.00	58,598,885.22	66,229,520.50	1,769,380.20	0.00	126,597,785.92	0.00	126,597,785.92	126,597,785.92	(2,025,214.08)	-2 %	
Affiliation Fees	4020202000	41,000.00	17,250.00	9,250.00	16,000.00	0.00	42,500.00	0.00	42,500.00	42,500.00	1,500.00	4 %	
Examination Fees	4020203000	348,000.00	74,350.00	269,379.09	102,500.00	0.00	446,229.09	0.00	446,229.09	446,229.09	98,229.09	28 %	
Miscellaneous Income	4060999000	11,009,000.00	5,916,218.00	3,922,637.73	1,058,647.63	0.00	10,897,503.36	0.00	10,876,503.36	10,876,503.36	(111,496.64)	-1 %	
GRAND TOTAL		274,377,000.00	121,058,357.95	134,314,262.20	6,320,842.15	0.00	261,693,462.30	0.00	261,672,461.50	261,672,461.50	(12,683,537.70)	-5 %	



Certified Correct:

LEAH L. SULIT
Budget Officer III
Date: October 29, 2025

Certified Correct:

ELAINE MAE PERFAS
Accountant III
Date: October 29, 2025

Recommending Approval By:

ERIC JAN G. PUGA
Director, Financial Management Services
Date: October 29, 2025

Approved By:

GABRIEL M. SALISTRE, JR., PEE, DIT
SUC President III
Date: October 29, 2025



Page 1 of 1


QUARTERLY REPORT OF REVENUE AND OTHER RECEIPTS
As at the Quarter Ending September 30, 2025


Department : State Universities and Colleges (SUCs)
Agency/Entity : Iloilo Science and Technology University
Operating Unit : < not applicable >
Organization Code (UACS) : 08 067 0000000
Fund Cluster : 06 - Business Related Funds

Classification/Sources of Revenue and Other Receipts	UACS CODE	REVENUE TARGET (Annual) per BESF	Actual Revenue and Other Receipts Collections					Cumulative Remittance/Deposits to Date			Variance		Remarks
			1st Quarter Ending March 31	2nd Quarter Ending June 30	3rd Quarter Ending September 30	4th Quarter Ending December 31	Total	Remittance to BTr	Deposited with AGDB	Total	Amount	%	
			4	5	6	7	8=(4+5+6+7)	9	10	11=(9+10)	12=(8-3)	13=(12/3)	
1	2	3											14
Business Related Funds		53,490,000.00	9,231,347.00	9,418,446.33	12,933,240.34	0.00	31,583,033.67	0.00	31,538,423.67	31,538,423.67	(21,906,966.33)	-41 %	
Revenue Collections		53,490,000.00	9,231,347.00	9,418,446.33	12,933,240.34	0.00	31,583,033.67	0.00	31,538,423.67	31,538,423.67	(21,906,966.33)	-41 %	
Cash Revenue		53,490,000.00	9,231,347.00	9,418,446.33	12,933,240.34	0.00	31,583,033.67	0.00	31,538,423.67	31,538,423.67	(21,906,966.33)	-41 %	
Non-Tax		53,490,000.00	9,231,347.00	9,418,446.33	12,933,240.34	0.00	31,583,033.67	0.00	31,538,423.67	31,538,423.67	(21,906,966.33)	-41 %	
Rent/Lease Income	4020205000	2,544,000.00	567,900.15	1,010,503.73	839,716.73	0.00	2,418,120.61	0.00	2,381,815.61	2,381,815.61	(125,879.39)	-5 %	
Landing and Parking Fees	4020212000	41,000.00	6,575.00	1,030.00	6,940.00	0.00	14,545.00	0.00	14,545.00	14,545.00	(26,455.00)	-65 %	
Income from Hostels/Dormitories and other Like facilities	4020213000	7,641,000.00	481,072.00	1,827,558.10	1,904,108.25	0.00	4,192,738.35	0.00	4,192,738.35	4,192,738.35	(3,448,261.65)	-45 %	
Other Sales	4020216099	3,878,000.00	157,956.00	1,917,312.00	1,548,911.00	0.00	3,624,179.00	0.00	3,624,179.00	3,624,179.00	(253,821.00)	-7 %	
Other Business Income	4020299099	39,386,000.00	8,037,843.85	4,662,042.50	8,633,564.36	0.00	21,333,450.71	0.00	21,325,145.71	21,325,145.71	(18,052,549.29)	-46 %	
GRAND TOTAL		53,490,000.00	9,231,347.00	9,418,446.33	12,933,240.34	0.00	31,583,033.67	0.00	31,538,423.67	31,538,423.67	(21,906,966.33)	-41 %	

Certified Correct:


LEAH L. SULIT
Budget Officer-III
Date: October 29, 2025

Certified Correct:


ELAINE M. PERFAS
Accountant III
Date: October 29, 2025

Recommending Approval By:


ERIC JAN G. PUGA
Director, Financial Management Services
Date: October 29, 2025

Approved By:


GABRIEL M. SALISTRE, JR., PEE, DIT
SUC President III
Date: October 29, 2025

DR. GABRIEL M. SALISTRE, JR.
SUC President III
OCT 30 2025